

POLAR

Version

Island 35 cm - 800 m³/h

Collection

Design

EAN code

8034122331683



The photograph is purely for information
It may not correspond to the selected version.

FEATURES

Scotch brite stainless steel (AISI 304)

Electronic control

LED lighting

Top filter, removable and washable

Charcoal filter included

OPTIONAL ACCESSORIES

KACL.770#41F

Remote under-roof 1100 m³/h

Brushless

KACL.786#41F

Outdoor extractor fan 1000 m³/h

KACL.796#4AF

Outdoor extractor fan 1500 m³/h

KACL.797#4AF

Remote under-roof motor 1300 m³/h

KACL.798#41F

Remote under-roof motor 950 m³/h

KACL.802

Glass island

KACL.815

Protective cleaning cloths for stainless steel (box 10 pcs)

TECHNICAL FEATURES

Installation type

Island

Dimensions

35 cm

Finishing

Scotch brite stainless steel (AISI 304)

Motor

800 m³/h

Type of control

Electronic control

Speed settings

4

Lighting

Led 3x1,2 W - 3200 K

Charcoal filter

Round charcoal filter Ø170 mm -

Type 6 (optional)

Minimum distance

Gas hob: 60 cm

Electric hob: 52 cm

PACKAGING:WEIGHTS AND VOLUMES

Gross weight

29 kg

Net weight

24 kg

Volumes

0.3 m³

Packaging size

Length

995 mm

Height

500 mm

Depth

595 mm

CONSUMPTION AND CONNECTION FEATURES

Maximum consumption

280 W

Voltage

220-240V

Frequency

50-60Hz

Plug type

Shuko

MOTOR TECHNICAL SHEET

Maximum capacity

710 m³/h

I.E.C. 61591

Maximum noise level

67 dB(A)re1pW

I.E.C.60704-2-13

Maximum pressure (Pa)

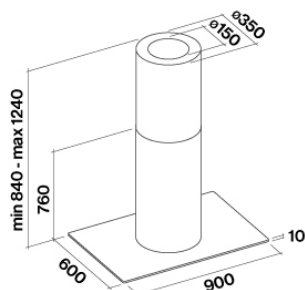
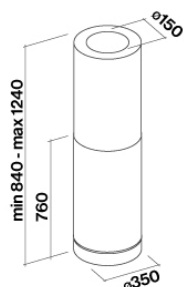
500 Pa

Max. motor power

215 W

ENERGY CLASS

B



POLAR

Version

Island 35 cm - 800 m³/h

Collection

Design

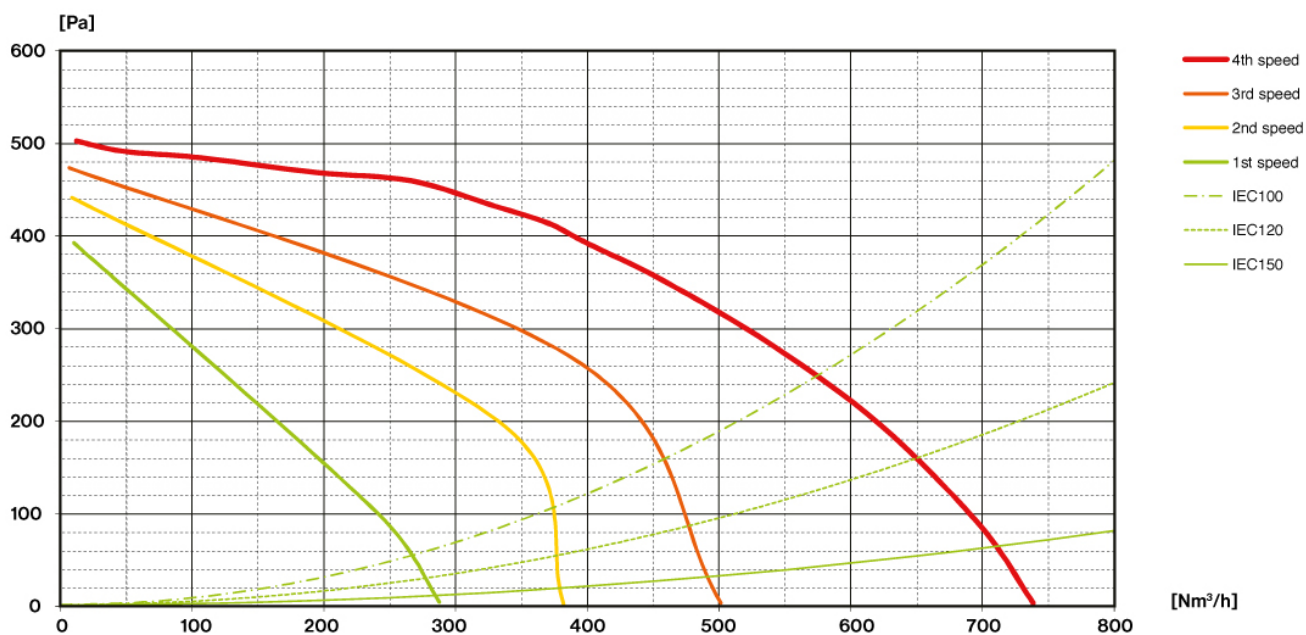
EAN code

8034122331683

MOTOR TECHNICAL SHEET

Motor speed	1	2	3	4
Noise level dB(A) _{re1pW-I.E.C.60704-2-13}	48	54	61	67
Capacity (m ³ /h) I.E.C.61591	290	380	490	710
Maximum pressure (Pa)	400	450	480	500
Motor Power (W)	134	156	180	215
Air outlet	150	150	150	150

CAPACITY / PRESSURE



POLAR

Version

Island 35 cm - 800 m3/h

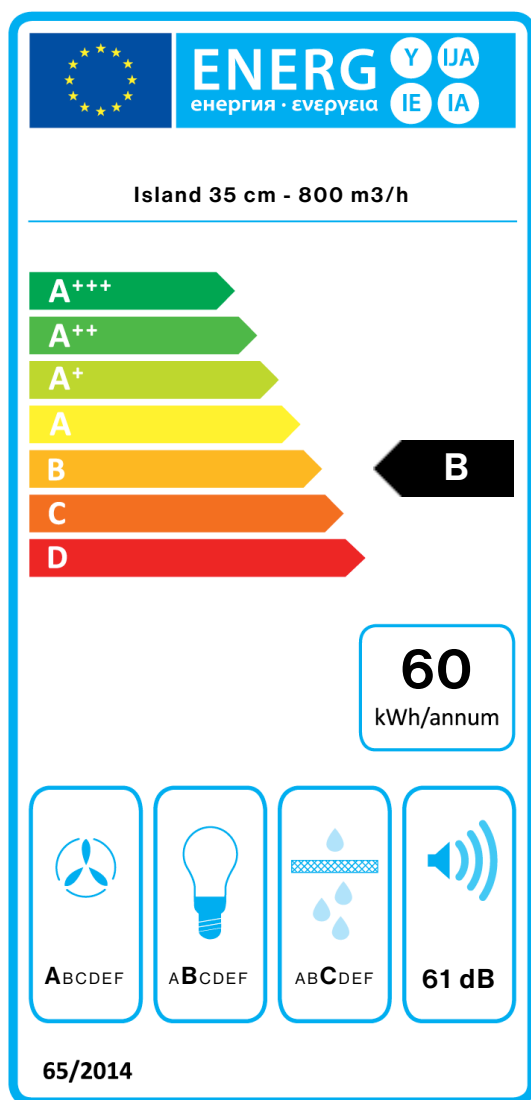
Collection

Design

EAN code

8034122331683

ENERGY LABEL



PF		
S	Falmec Spa	
M	Island 35 cm - 800 m3/h	
AEC	59,9	kWh/a
EEC	B	
FDE	28,1	
FDEC	A	
LE	25,4	
LEC	B	
GFE	76,0	
GFEC	C	
Qmin	290,0	m ³ /h
Qmax	490,0	m ³ /h
Qboost	710,0	m ³ /h
SPEmin	48	dBa
SPEmax	61	dBa
SPEboost	67	dBa
PO	-	W
PS	0,48	W
PI		
F	1	
EEL	58,8	
Qbep	371,0	m ³ /h
Pbep	412	Pa
Qboost	710,0	m ³ /h
Wbep	151,0	W
WL	6,50	W
Emiddle	165	lex
Lwa-SPEmax	61	dBa

PF_Product fiche according to 65/2014 S_Supplier name / M_Model identification / AEC_Annual Energy Consumption (AEC hood) / EEC_Energy Efficiency class / FDE_Fluid Dynamic Efficiency (FDE hood) / FDEC_Fluid Dynamic Efficiency class / LE_Lighting Efficiency (LE hood) / LEC_Lighting Efficiency class / GFE_Grease Filtering Efficiency / GFEC_Grease Filtering Efficiency class / Qmin_Air flow (in m³/h) at min speed in normal use / Qmax_Air flow (in m³/h) at max speed in normal use / Qboost_Air flow (in m³/h) at intensive or boost setting (max air-flow) / SPEmin_Airborne acoustical A-weighted sound power emissions at min speed in normal use / SPEmax_Airborne acoustical A-weighted sound power emissions at max speed in normal use / SPEboost_Airborne acoustical A-weighted sound power emissions (in dB) at intensive or boost setting / PO_Power consumption in off mode (Po) / Ps_Power consumption in stand by mode (Ps). **PI_Additional information according to 66/2014** F_Time increase factor / EEL_Energy Efficiency Index / Qbep_Measured air flow rate at best efficiency point / Pbep_Measured air pressure at best efficiency point / Qboost_Maximum air flow / Wbep_Measured electric power input at best efficiency point / WL_Nominal power of the lighting system / Emiddle_Average illumination of the lighting system on the cooking surface / Lwa=SPEmax_Sound pressure level at the highest speed.